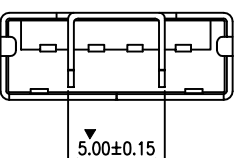
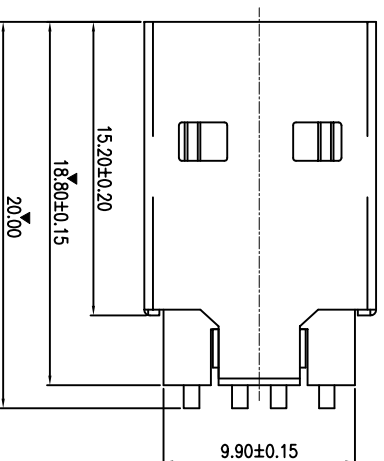
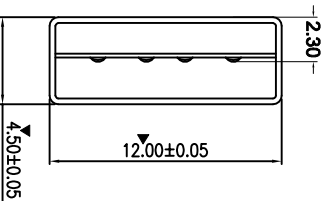
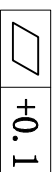
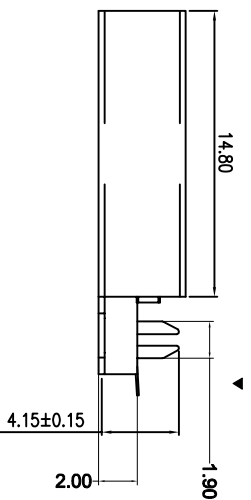


PCB LAYOUT



Specifications:

Electrical:

1. Current Rating
1.5A/contact terminal
2. Voltage Rating
30V DC
3. Contact Resistance
30 milliohms MAX
4. Dielectric Withstanding Voltage:
500 V AC AT Sea Level
5. Insulation Resistance:
1000MEGA ohms MIN

Mechanical:

1. Connector Mate and Unmate Force
Mate force:3.75kgf(MAX)
Unmate force:1.02kgf(MIN)
2. Terminal Retention
1.2kgf(MIN)

Material:

1. Housing:
High Temperature Thermoplastics,
UI 94V-0 PBT/LCP White/Black
2. Contact:Copper Alloy C2680
3. Shell: Copper Alloy C2680/SPCC

Finish:

1. Contact: Plated Gold in Mating Area;
Tin On Solder Tails
2. Shell:
Nickel Plating

SHINHWAVECH CO., LTD

XX. ±	XXX. ±
.X ± 0.25	.XXX ±
.XX ± 0.10	X.° ± 2°
.XXX ± 0.05	.X° ± 0.5°

SCALE	N/A
UNIT	MM
SIZE	A4

DRAWN	CHECKED	APPROVE
-------	---------	---------

DATE	2013. 08. 01
DATE	
DATE	

P/N : UP02-X-04
USB-A PLUG SMT FORK LOCK

REV.	1.0
PAGE	1/1